



COLLECTION

WATERCOLORS

ANTHOLOGY™



IT'S NOT HOW GOOD YOU ARE, IT'S HOW GOOD YOU WANT TO BE. Paul Arden

Bring the island home to you.

Magical and vibrant color is the core of this collection. A unique rectangular handmade shape in 6 colors, all with a beachy vibe, whether you are doing a cabana or seaside kitchen backsplash.




ANTHWCWV

Feel like you are on island time with a mélange of colored penny rounds and hexagons in recycled glass to complete the coastal vibe.




ANTHWCWV




ANTHWCBV*


PRODUCTS




Trade Winds
ANTHWCTW* 12"x12"
Coverage: 0.851 sqft/pc



Misty Harbor
ANTHWCMH* 12"x12"
Coverage: 0.98 sqft/pc



Bay View
ANTHWCBV* 12"x12"
Coverage: 0.851 sqft/pc



Sea Breeze
ANTHWCSB* 12"x12"
Coverage: 0.98 sqft/pc

PRODUCTS



Diamond Lake

ANTHWCDL 2"x10"
Coverage: 0.135 sqft/pc
*sold by the box



Coastal Cottage

ANTHWCCC 2"x10"
Coverage: 0.135 sqft/pc
*sold by the box



Ocean Breeze

ANTHWCOB 2"x10"
Coverage: 0.135 sqft/pc
*sold by the box



Beyond The Sea

ANTHWCBS 2"x10"
Coverage: 0.135 sqft/pc
*sold by the box



Water View

ANTHWCWV 2"x10"
Coverage: 0.135 sqft/pc
*sold by the box



High Tide

ANTHWCHT 2"x10"
Coverage: 0.135 sqft/pc
*sold by the box



Diamond Lake Pencil

ANTHWCDLP 0.5"x12"



Coastal Cottage Pencil

ANTHWCCCP 0.5"x12"



Ocean Breeze Pencil

ANTHWCOBP 0.5"x12"



Beyond The Sea Pencil

ANTHWCBSP 0.5"x12"



Water View Pencil


ANTHWCWVP 0.5"x12"




High Tide Pencil

ANTHWCHTP 0.5"x12"

PRODUCT SPECS



Piece Size: 10.867" x 11.3"
 Chip Size: 1"x1"
 Thickness: 4.8 mm
 PCS/Box: 10
 SQFT/Box: 8.51
 Material: Glass



Piece Size: 11.418" x 12.363"
 Chip Size: 0.8" x 0.8"
 Thickness: 4.8 mm
 PCS/Box: 10
 SQFT/Box: 9.80
 Material: Glass



Piece Size: 1.969" x 9.843"
 Chip Size: 2"x10"
 Thickness: 8.5 mm
 PCS/Box: 80
 SQFT/Box: 10.80
 Material: Ceramic



Piece Size: 0.472" x 11.812"
 Chip Size: 0.5"x12"
 Thickness: 7 mm
 PCS/Box: 30
 Material: Ceramic

Interior Wall Interior Floor Backsplash Shower Floors Shower/Wet Areas Fireplace Surrounds Exterior Wall Exterior Floor Pool/Fountain

	Interior Wall	Interior Floor	Backsplash	Shower Floors	Shower/Wet Areas	Fireplace Surrounds	Exterior Wall	Exterior Floor	Pool/Fountain
ANTHWCTW	<input type="checkbox"/>	<input type="checkbox"/>	<input type="checkbox"/>	<input type="checkbox"/>	<input type="checkbox"/>	<input type="checkbox"/>	<input type="checkbox"/>	<input type="checkbox"/>	<input type="checkbox"/>
ANTHWCMH	<input type="checkbox"/>	<input type="checkbox"/>	<input type="checkbox"/>	<input type="checkbox"/>	<input type="checkbox"/>	<input type="checkbox"/>	<input type="checkbox"/>	<input type="checkbox"/>	<input type="checkbox"/>
ANTHWCBV	<input type="checkbox"/>	<input type="checkbox"/>	<input type="checkbox"/>	<input type="checkbox"/>	<input type="checkbox"/>	<input type="checkbox"/>	<input type="checkbox"/>	<input type="checkbox"/>	<input type="checkbox"/>
ANTHWCSB	<input type="checkbox"/>	<input type="checkbox"/>	<input type="checkbox"/>	<input type="checkbox"/>	<input type="checkbox"/>	<input type="checkbox"/>	<input type="checkbox"/>	<input type="checkbox"/>	<input type="checkbox"/>
ANTHWCDL	<input type="checkbox"/>	<input type="checkbox"/>	<input type="checkbox"/>	<input type="checkbox"/>	<input type="checkbox"/>	<input type="checkbox"/>	<input type="checkbox"/>	<input type="checkbox"/>	<input type="checkbox"/>
ANTHWCCC	<input type="checkbox"/>	<input type="checkbox"/>	<input type="checkbox"/>	<input type="checkbox"/>	<input type="checkbox"/>	<input type="checkbox"/>	<input type="checkbox"/>	<input type="checkbox"/>	<input type="checkbox"/>
ANTHWCOB	<input type="checkbox"/>	<input type="checkbox"/>	<input type="checkbox"/>	<input type="checkbox"/>	<input type="checkbox"/>	<input type="checkbox"/>	<input type="checkbox"/>	<input type="checkbox"/>	<input type="checkbox"/>
ANTHWCBS	<input type="checkbox"/>	<input type="checkbox"/>	<input type="checkbox"/>	<input type="checkbox"/>	<input type="checkbox"/>	<input type="checkbox"/>	<input type="checkbox"/>	<input type="checkbox"/>	<input type="checkbox"/>
ANTHWCV	<input type="checkbox"/>	<input type="checkbox"/>	<input type="checkbox"/>	<input type="checkbox"/>	<input type="checkbox"/>	<input type="checkbox"/>	<input type="checkbox"/>	<input type="checkbox"/>	<input type="checkbox"/>
ANTHWCHT	<input type="checkbox"/>	<input type="checkbox"/>	<input type="checkbox"/>	<input type="checkbox"/>	<input type="checkbox"/>	<input type="checkbox"/>	<input type="checkbox"/>	<input type="checkbox"/>	<input type="checkbox"/>
ANTHWCDLP	<input type="checkbox"/>	<input type="checkbox"/>	<input type="checkbox"/>	<input type="checkbox"/>	<input type="checkbox"/>	<input type="checkbox"/>	<input type="checkbox"/>	<input type="checkbox"/>	<input type="checkbox"/>
ANTHPWCCCP	<input type="checkbox"/>	<input type="checkbox"/>	<input type="checkbox"/>	<input type="checkbox"/>	<input type="checkbox"/>	<input type="checkbox"/>	<input type="checkbox"/>	<input type="checkbox"/>	<input type="checkbox"/>
ANTHWCOBP	<input type="checkbox"/>	<input type="checkbox"/>	<input type="checkbox"/>	<input type="checkbox"/>	<input type="checkbox"/>	<input type="checkbox"/>	<input type="checkbox"/>	<input type="checkbox"/>	<input type="checkbox"/>
ANTHWCBSP	<input type="checkbox"/>	<input type="checkbox"/>	<input type="checkbox"/>	<input type="checkbox"/>	<input type="checkbox"/>	<input type="checkbox"/>	<input type="checkbox"/>	<input type="checkbox"/>	<input type="checkbox"/>
ANTHWCVVP	<input type="checkbox"/>	<input type="checkbox"/>	<input type="checkbox"/>	<input type="checkbox"/>	<input type="checkbox"/>	<input type="checkbox"/>	<input type="checkbox"/>	<input type="checkbox"/>	<input type="checkbox"/>
ANTHPWCHTP	<input type="checkbox"/>	<input type="checkbox"/>	<input type="checkbox"/>	<input type="checkbox"/>	<input type="checkbox"/>	<input type="checkbox"/>	<input type="checkbox"/>	<input type="checkbox"/>	<input type="checkbox"/>

Application - Residential/Commercial

Presentation - Loose Piece, Mesh Mounted

Recommended uses only apply for properly installed material according to TCNA guidelines. All information is subject to change; refer to the website for most updated information. Images were digitally enhanced; for color accuracy, please request a sample.

IMPORTANT: Installation Instructions

We recommend wet cutting or the score and snap method during the installation process. Improper installation techniques could expose installer to harmful silica dust.

Do not dry cut product using power tools during the installation process. Using dry cutting methods could present a risk of acute lung injury. If adequate ventilation cannot be achieved, wear a mask or respirator. For more information, see the SDS at <https://anthologytile.com>



IT'S NOT HOW GOOD YOU ARE, IT'S HOW GOOD YOU WANT TO BE. Paul Arden



ANTHOLOGY™

anthologytile.com

