




ConcreteX

Rectified Color-body Porcelain Floor Tile

ConcreteX Rectified Color-body Porcelain | Floor Tile Collection

PRODUCTS




Harbor  
24" x 48"  
ANTHCXHA24X48



Harbor  
12" x 24"  
ANTHCXHA12X24




Smoke  
24" x 48"  
ANTHCXSM24X48




Smoke  
12" x 24"  
ANTHCXSM12X24



Steel  
24" x 48"  
ANTHCXST24X48



Steel  
12" x 24"  
ANTHCXST12X24



Carbon  
24" x 48"  
ANTHCXCA24X48



Carbon  
12" x 24"  
ANTHCXCA12X24

# ConcreteX Rectified Color-body Porcelain | Floor Tile Collection

## PRODUCT SPECS

All items available in:



12"x24"

Piece Size: 11.81"x23.62"  
Thickness: 9 mm  
Material: Porcelain  
Faces: 16



24"x48"

Piece Size: 23.66"x47.24"  
Thickness: 9 mm  
Material: Porcelain  
Faces: 4

	PCS/BOX	PCS/PALLET	BOXES/PALLET	BOX WEIGHT (LBS)	PALLET WEIGHT (LBS)	SQFT/PCS	SQFT/BOX	SQFT/PALLET
12"x24"	6	240	40	43.68	1747	1.937	11.622	464.88
24"x48"	2	72	36	63.48	2285	7.75	15.5	558

Technical Specs:

	Standard	Result
Scratch Resistance (MOHS)	MOH's Scale	Min. 7
Coefficient of Friction (DCOF)	ANSI A326.3	≥ 0.42
Deep Abrasion	ASTM C1243	Unglazed: Max 175mm
Color Uniformity	ASTM C609 and Section 9.3	Max. 3 Judds
Water Absorption	ASTM C373	Wa ≤ 0.5%
Breaking Strength	ASTM C648	Average ≥ J275 lbf. (1.22 kN)
Resistance to Freeze /Thaw Cycling	ASTM C1026	Pass
Shade and Texture Rating	-	V3

Usage:

Interior WallInterior FloorBacksplashInterior CountertopShower/Wet AreasFireplace SurroundsExterior WallExterior FloorExterior CountertopPool/Fountain

All Items

Application - Residential/Commercial

\*Recommended uses only apply for properly installed material according to TCNA guidelines. All information is subject to change; refer to the website for most updated information. Images were digitally enhanced; for color accuracy, please request a sample.

