



Teju

WATERCOLORS

TILE COLLECTION



ANTHOLOGY




Bring the island home to you.

Magical and vibrant color is the core of this collection. A unique rectangular handmade shape in 6 colors, all with a beachy vibe, whether you are doing a cabana or seaside kitchen backsplash.




Feel like you are on island time with a mélange of colored penny rounds and hexagons in recycled glass to complete the coastal vibe.




WATERCOLORS | TILE COLLECTION


PRODUCTS




Trade Winds
ANTHWCTW* 12"x12"
Coverage: 0.851 sqft/pc



Misty Harbor
ANTHWCMH* 12"x12"
Coverage: 0.98 sqft/pc



Bay View
ANTHWCBV* 12"x12"
Coverage: 0.851 sqft/pc



Sea Breeze
ANTHWCSB* 12"x12"
Coverage: 0.98 sqft/pc

PRODUCTS



Diamond Lake
ANTHWCDL 2"x10"
Coverage: 0.135 sqft/pc
*sold by the box



Coastal Cottage
ANTHWCCC 2"x10"
Coverage: 0.135 sqft/pc
*sold by the box



Ocean Breeze
ANTHWCOB 2"x10"
Coverage: 0.135 sqft/pc
*sold by the box



Beyond The Sea
ANTHWCBS 2"x10"
Coverage: 0.135 sqft/pc
*sold by the box



Water View
ANTHWCWW 2"x10"
Coverage: 0.135 sqft/pc
*sold by the box



High Tide
ANTHWCHT 2"x10"
Coverage: 0.135 sqft/pc
*sold by the box



Diamond Lake Pencil
ANTHWCDLP 0.5"x12"



Coastal Cottage Pencil
ANTHWCCCP 0.5"x12"



Ocean Breeze Pencil
ANTHWCOBP 0.5"x12"



Beyond The Sea Pencil
ANTHWCBSP 0.5"x12"




Water View Pencil
ANTHWCWVP 0.5"x12"




High Tide Pencil
ANTHWCHTP 0.5"x12"

WATERCOLORS | TILE COLLECTION

PRODUCT SPECS



Piece Size: 10.867" x 11.3"
Chip Size: 1"x1"
Thickness: 4.8 mm
PCS/Box: 10
SQFT/Box: 8.51
Material: Glass



Piece Size: 11.418" x 12.363"
Chip Size: 0.8" x 0.8"
Thickness: 4.8 mm
PCS/Box: 10
SQFT/Box: 9.80
Material: Glass



Piece Size: 1.969" x 9.843"
Chip Size: 2"x10"
Thickness: 8.5 mm
PCS/Box: 80
SQFT/Box: 10.80
Material: Ceramic



Piece Size: 0.472" x 11.812"
Chip Size: 0.5"x12"
Thickness: 7 mm
PCS/Box: 30
Material: Ceramic

	Interior Wall	Interior Floor	Backsplash	Interior Countertop	Shower/Wet Areas	Fireplace Surrounds	Exterior Wall	Exterior Floor	Exterior Countertop	Pool/Fountain
ANTHWCTW	<input type="checkbox"/>	<input type="checkbox"/>	<input type="checkbox"/>	<input type="checkbox"/>	<input type="checkbox"/>	<input type="checkbox"/>	<input type="checkbox"/>	<input type="checkbox"/>	<input type="checkbox"/>	<input type="checkbox"/>
ANTHWCMH	<input type="checkbox"/>	<input type="checkbox"/>	<input type="checkbox"/>	<input type="checkbox"/>	<input type="checkbox"/>	<input type="checkbox"/>	<input type="checkbox"/>	<input type="checkbox"/>	<input type="checkbox"/>	<input type="checkbox"/>
ANTHWCBV	<input type="checkbox"/>	<input type="checkbox"/>	<input type="checkbox"/>	<input type="checkbox"/>	<input type="checkbox"/>	<input type="checkbox"/>	<input type="checkbox"/>	<input type="checkbox"/>	<input type="checkbox"/>	<input type="checkbox"/>
ANTHWCSB	<input type="checkbox"/>	<input type="checkbox"/>	<input type="checkbox"/>	<input type="checkbox"/>	<input type="checkbox"/>	<input type="checkbox"/>	<input type="checkbox"/>	<input type="checkbox"/>	<input type="checkbox"/>	<input type="checkbox"/>
ANTHWCDL	<input type="checkbox"/>		<input type="checkbox"/>	<input type="checkbox"/>	<input type="checkbox"/>	<input type="checkbox"/>				
ANTHWCCC	<input type="checkbox"/>		<input type="checkbox"/>	<input type="checkbox"/>	<input type="checkbox"/>	<input type="checkbox"/>				
ANTHWCOB	<input type="checkbox"/>		<input type="checkbox"/>	<input type="checkbox"/>	<input type="checkbox"/>	<input type="checkbox"/>				
ANTHWCBS	<input type="checkbox"/>		<input type="checkbox"/>	<input type="checkbox"/>	<input type="checkbox"/>	<input type="checkbox"/>				
ANTHWCVV	<input type="checkbox"/>		<input type="checkbox"/>	<input type="checkbox"/>	<input type="checkbox"/>	<input type="checkbox"/>				
ANTHWCHT	<input type="checkbox"/>		<input type="checkbox"/>	<input type="checkbox"/>	<input type="checkbox"/>	<input type="checkbox"/>				
ANTHWCDLP	<input type="checkbox"/>		<input type="checkbox"/>	<input type="checkbox"/>	<input type="checkbox"/>	<input type="checkbox"/>				
ANTHPWCCCP	<input type="checkbox"/>		<input type="checkbox"/>	<input type="checkbox"/>	<input type="checkbox"/>	<input type="checkbox"/>				
ANTHWCOBP	<input type="checkbox"/>		<input type="checkbox"/>	<input type="checkbox"/>	<input type="checkbox"/>	<input type="checkbox"/>				
ANTHWCBSP	<input type="checkbox"/>		<input type="checkbox"/>	<input type="checkbox"/>	<input type="checkbox"/>	<input type="checkbox"/>				
ANTHWCWVP	<input type="checkbox"/>		<input type="checkbox"/>	<input type="checkbox"/>	<input type="checkbox"/>	<input type="checkbox"/>				
ANTHPWCHTP	<input type="checkbox"/>		<input type="checkbox"/>	<input type="checkbox"/>	<input type="checkbox"/>	<input type="checkbox"/>				

Application - Residential/Commercial

Presentation - Loose Piece, Mesh Mounted

*Recommended uses only apply for properly installed material according to TCNA guidelines. All information is subject to change; refer to the website for most updated information. Images were digitally enhanced; for color accuracy, please request a sample.





ANTHOLOGY™

anthologytile.com